

# 2014 ELMS STATISTICS





**4 HOURS**  
SILVERSTONE



**4 HOURS**  
RED BULL RING



**4 HOURS**  
ESTORIL



**4 HOURS**  
IMOLA



**4 HOURS**  
PAUL RICARD



Silverstone  
18-19 april

Imola  
17-18 may

Red Bull Ring  
19-20 july

Paul Ricard  
13-14 september

Estoril  
18-19 october



EUROPEAN  
LE MANS  
SERIES

# SILVERSTONE POSTER


FIA WORLD ENDURANCE CHAMPIONSHIP

## 6 HOURS OF SILVERSTONE

18-20 APRIL 2014

BOOK NOW ON  
FIAWEC.COM

FROM £20 & FREE UNDER 15



THEY ARE READY, WHAT ABOUT YOU?

ASTON MARTIN | AUDI | FERRARI | PORSCHE | TOYOTA



ASTON MARTIN | AUDI | FERRARI | PORSCHE | TOYOTA



# 4 HOURS SILVERSTONE

118  
laps  
covered

695km  
covered by  
the first car

173,4km/h  
is the winner  
average speed

108  
drivers  
from  
25  
different  
nationalities

25  
teams from  
11 different nations

38  
cars from  
10 brands

1'47'702  
is the fastest lap  
by Harry  
Tincknell


## SILVERSTONE FIGURES





## ELMS WEBSITE

Number of visitors

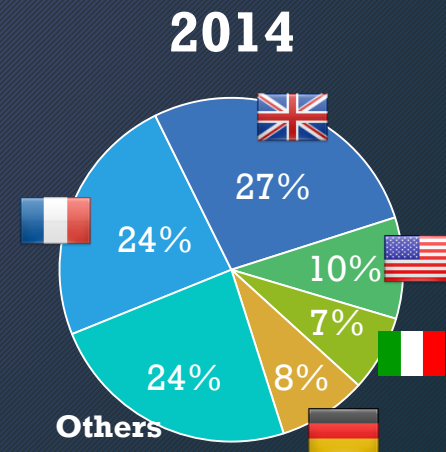



**+53,89%**



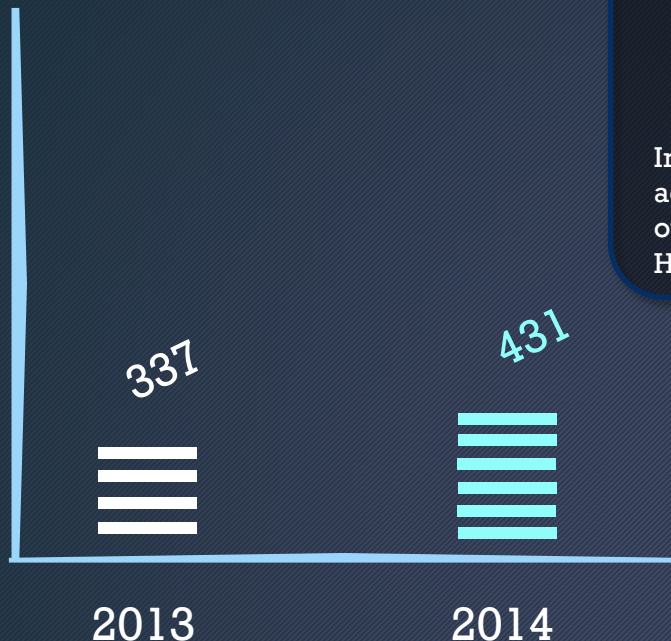
It is the percentage of visitors compared to the 3 Hours of Silverstone in 2013

Number of visitors by country :





Accredited media



**+27,89%**



In 2014, the number of accredited media increased over than 27% at the 6 Hours of Silverstone.

**4 HOURS**  
**SILVERSTONE**

**17**

Countries represented  
in the media center



For the second consecutive year, the first ELMS 4 Hour-race took place in Silverstone alongside the first FIA WEC race of the season.

**95 media accreditation** were especially requested for the ELMS at Silverstone

**MEDIA ATTENDANCE**  
**COMPARISON**



# IMOLA POSTER

EUROPEAN  
LE MANS  
SERIES





# 4 HOURS IMOLA

139  
laps  
covered

682km  
covered by  
the first car

170,5km/h  
is the winner  
average speed

103  
drivers  
from  
21  
different  
nationalities

23  
teams from  
10 different nations

37  
cars from  
9 brands

1'33'974  
is the fastest lap  
by Filipe  
Albuquerque

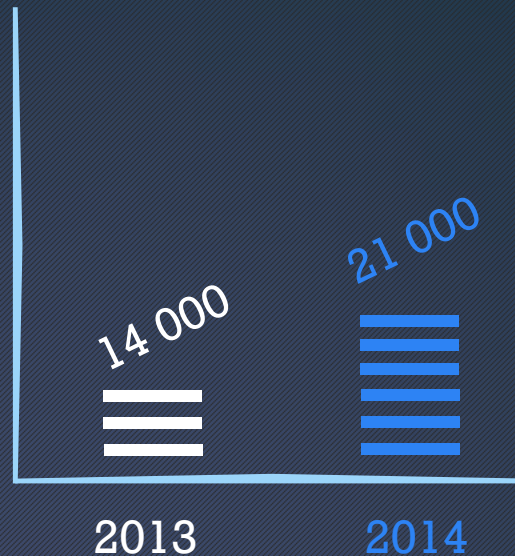
# IMOLA FIGURES





## ELMS WEBSITE

Number of visitors

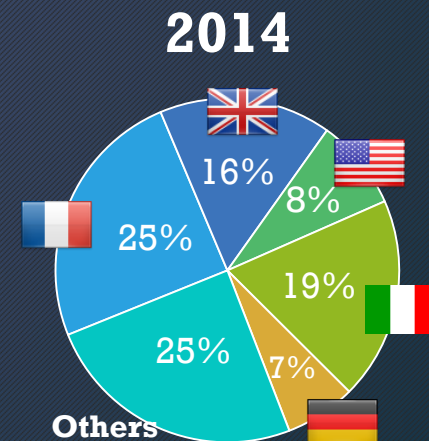



**+50,00%**



It is the percentage of visitors compared to the 3 Hours of Imola in 2013

Number of visitors by country :





Accredited media

102



2013

147



2014

+44,12%



In 2014, the number of accredited media increased over than 34% at the 4 Hours of Imola

13

Countries represented in the media center



**4 HOURS**  
**IMOLA**

147

Accredited media



**MEDIA ATTENDANCE**  
**COMPARISON**

EUROPEAN  
LE MANS  
SERIES

10



EUROPEAN  
LE MANS  
SERIES


# RED BULL RING POSTER

**4 STUNDEN AM**  
**RED BULL RING**

**19/20 JULI**

[www.europeanlemansseries.com](http://www.europeanlemansseries.com)

**FREIER  
EINTRITT! OFFENES  
FAHRERLAGER!**





# 4 HOURS<sup>10</sup> RED BULL RING

160  
laps  
covered

692km  
covered by  
the first car

172,5km/h  
is the average  
speed

94  
drivers  
from  
17  
different  
nationalities

21  
teams from  
9 different nations

33  
cars from  
10 brands

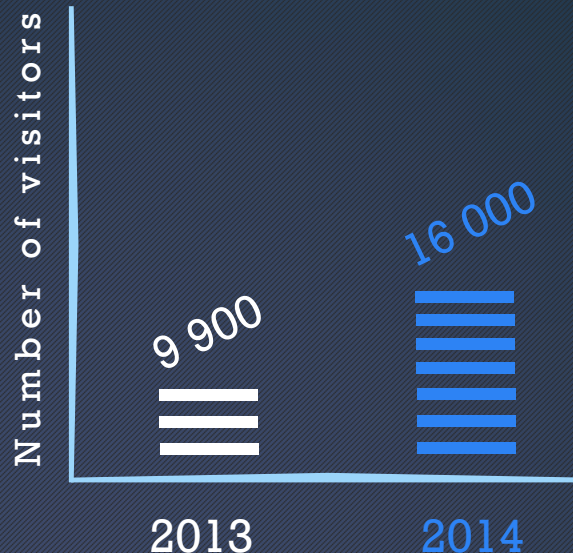
1'23'078  
is the fastest lap  
by Harry  
Tincknell

## RED BULL RING FIGURES





## ELMS WEBSITE

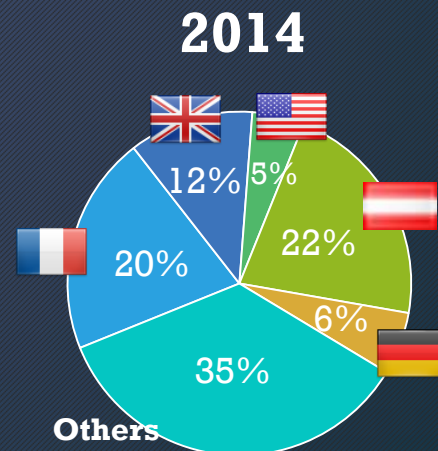



+61,61%



It is the percentage of visitors compared to the 3 Hours of Red Bull Ring in 2013

Number of visitors by country :





Accredited media

112



2013

129



2014

+15,18%



In 2014, the number of accredited media increased over than 15% at the 4 Hours of Red Bull Ring

**4 HOURS** OF  
**RED BULL RING**

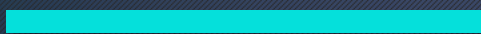


14

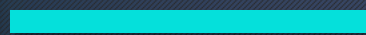
Countries represented  
in the media center

129


Accredited  
media



67 ELMS permanents




56 Photographers




50 Nationals



43 Writers



13 Press Officer



12 Support race



5 TV medias

**MEDIA ATTENDANCE  
COMPARISON**

EUROPEAN  
LE MANS  
SERIES



EUROPEAN  
LE MANS  
SERIES

# PAUL RICARD POSTER

**4 HEURES**  
**PAUL RICARD**

**13 / 14**  
**septembre**

- Enceinte générale **GRATUITE**
- Pass weekend : **10€**  
Accès Paddock | Pitwalk | Terrasse
- **ROOFTOP PARTY** Dimanche

Réservation sur : [circuitpaulricard.com](http://circuitpaulricard.com)

[www.europeanlemansseries.com](http://www.europeanlemansseries.com)

EUROPEAN  
LE MANS  
SERIES

AGS | CIRCUIT PAUL RICARD | FIA | MICHELIN

EUROPEAN  
LE MANS  
SERIES

AGS | CIRCUIT PAUL RICARD | FIA | MICHELIN



# 4 HOURS PAUL RICARD

125  
laps  
covered

723km  
covered by  
the first car

180,5km/h  
is the average  
speed

102  
drivers  
from  
20  
different  
nationalities

23  
teams from  
10 different nations

37  
cars from  
11 brands

1'47'837  
is the fastest lap  
by Nathanaël  
Berthon

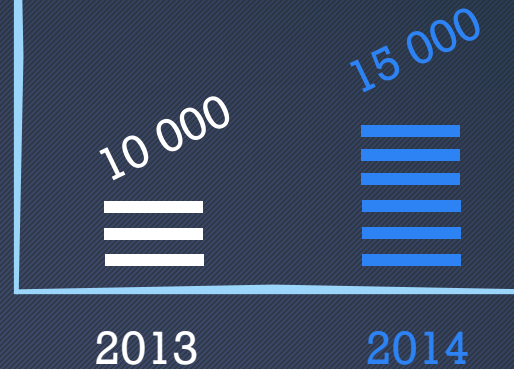
# PAUL RICARD FIGURES





## ELMS WEBSITE

Number of visitors





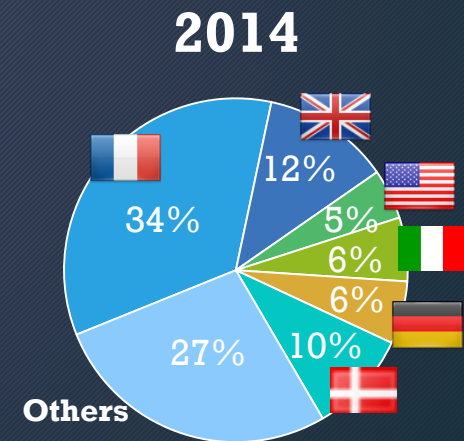
**+50,00%**



It is the percentage of visitors compared to the 3 Hours of Paul Ricard in 2013.

Number of visitors by country :

	2013	2014
	4116	5224
	1557	1825
	667	711
	600	910
	583	895
	65	1451





Accredited media

112

2013

137

2014

+22,32%



In 2014, the number of accredited media increased over than 22% at the 4 Hours of Red Bull Ring

**4 HOURS**  
**PAUL RICARD**



15

Countries represented in the media center

137

Accredited media



**MEDIA ATTENDANCE COMPARISON**

EUROPEAN  
LE MANS  
SERIES



# ESTORIL POSTER

EUROPEAN  
LE MANS  
SERIES

www.europeanlemansseries.com

## 4 HORAS ESTORIL

18-19 Outubro 2014

Venha ver Le Mans ao Estoril

GoPro, Intelbras, Oeliras, SIDA, estoril, CASAS, Europcar, RTP, AUTOPOST, FPAK, MICHELIN, EBVK, WICHELIN



# 4 HOURS ESTORIL

146  
laps  
covered

610km  
covered by  
the first car

152,4km/h  
is the average  
speed

101  
drivers  
from  
20  
different  
nationalities

23  
teams from  
10 different nations

35  
cars from  
11 brands

1'29'497  
is the fastest lap  
by Harry  
Tincknell

## ESTORIL FIGURES

EUROPEAN  
LE MANS  
SERIES





## ELMS WEBSITE

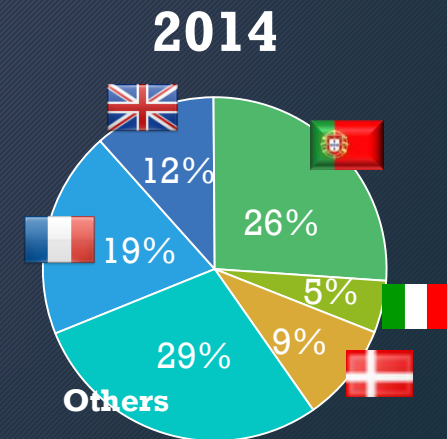


**+150,00%**



It is the percentage of visitors compared to the last race of the 2013 season.

Number of visitors by country :





Accredited media

182

2014

+62,5%



It is the percentage increase compared to the last race of the 2013 season

**4 HOURS**  
**ESTORIL**



13

Countries represented in the media center

182

Accredited media



**MEDIA ATTENDANCE**  
**COMPARISON**

EUROPEAN  
LE MANS  
SERIES





ELMS FANS

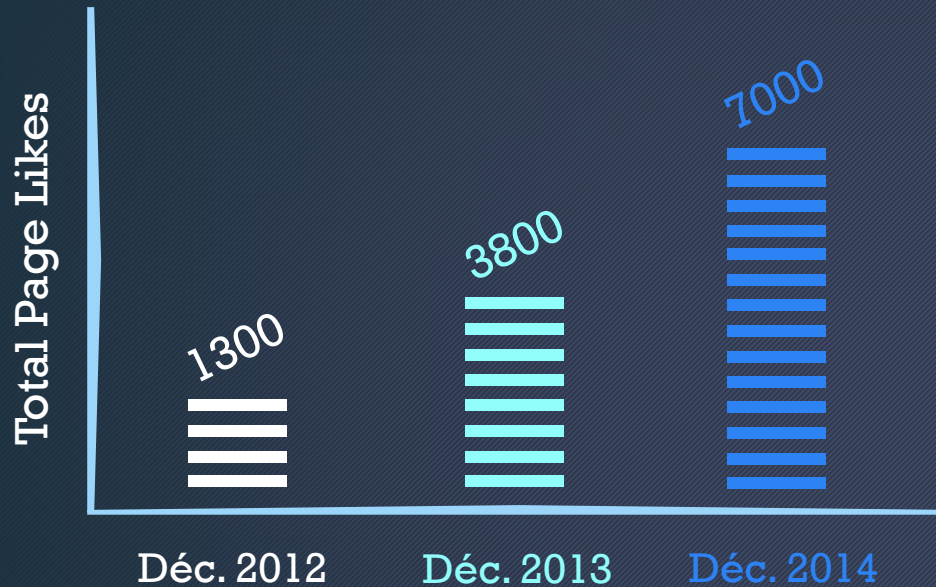
80 000 spectators  
in 2014







# 7000 FACEBOOK Fans



**+84,00%**

A growth rate of 84% of  
ELMS Facebook Page Likes  
from 2013 to 2014



ELMS  
FACEBOOK



**30** networks

**196** countries covered

**107** hours of Live coverage

**1280** hours of broadcasting

**TV COVERAGE**



**EUROPEAN  
LE MANS  
SERIES**

